

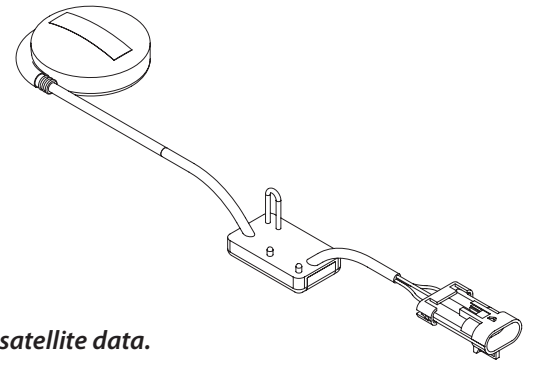
Astro Series GPS Speed Sensors

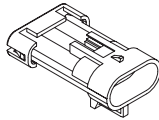
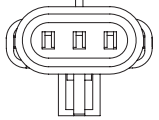
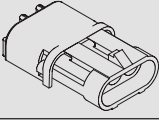
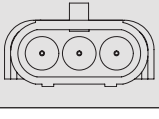
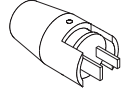
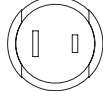
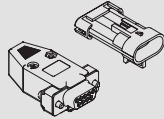

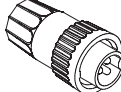

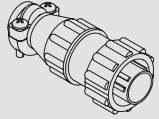

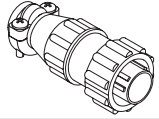

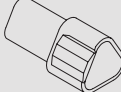
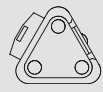
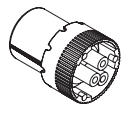
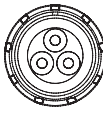
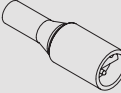
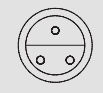
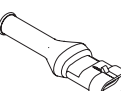
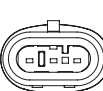
Output Signal

- 50% duty cycle square wave proportional to vehicle speed
- Selectable output rate - 46.56 or 10.1149 Hz/Mile/Hour
- Maximum speed output - 750 mph

Typical Startup Times

- Sky search to acquire almanac - 5 minutes (Re-initialization)
- Cold start - 2.5 minutes (Known almanac - re-acquire position, time, and satellite data.)
- Warm start - 30 seconds (Known almanac, position, and time data - re-acquire satellite data.)



Console Type	Connector Type	Part Number			
		Astro II	Astro 5		
Micro-Trak® Calc-An-Acre LR, Calc-An-Acre II, FlowTrak LR, FlowTrak II, GSC-1000, MT-NH3, MT-NH3 II, MT-403/MT-400, MT-2405F, MT-2405F II, MT-3405D, MT-3405F, MT-3405F II, MT-9000, PLC-10X, ProPlant II, RoadMaster, SodPro, SodPro II, Speed-O-Meter, SprayMate, SprayMate II, SprayMate Plus, Whirlwind	Metri Pack Shroud 3-Pin			01410	01425
Micro-Trak® MT-3000/MT-5000	Weather Pack Shroud 3-Pin			01411	01426
Micro-Trak® Calc-An-Acre 84C, FlowTrak 84C/FT96C	Round 2-Pin			01412	01427
Micro-Trak® Trak-Record II	Metri Pack 3-Pin w/ DB9 (GPS)			—	01437
Raven® SCS 440, 460 etc.	Conxall® 3-Pin			01415	01430
Mid-Tech® ARC 6000	AMP® CPC 4-Pin			01413	01428
DICKEY-John® Amp connector	AMP® CPC 4-Pin			01413	01428
Tee-Jet® 844 Sprayer Control	Deutsch® DT 3-Pin			01417	01432
Tee-Jet® 855 Sprayer Control	Deutsch® CMP 3-Pin			01419	01433
Hiniker® Computer Facts, Acre Commander, Spray Commander	ITT-Cannon® Sure-Seal® 3-Pin			01420	01435
Hardi® Sprayers (sprayer input connection)	AMP® Superseal 3-Pin			01847	01848